

nature MASTERCLASSES

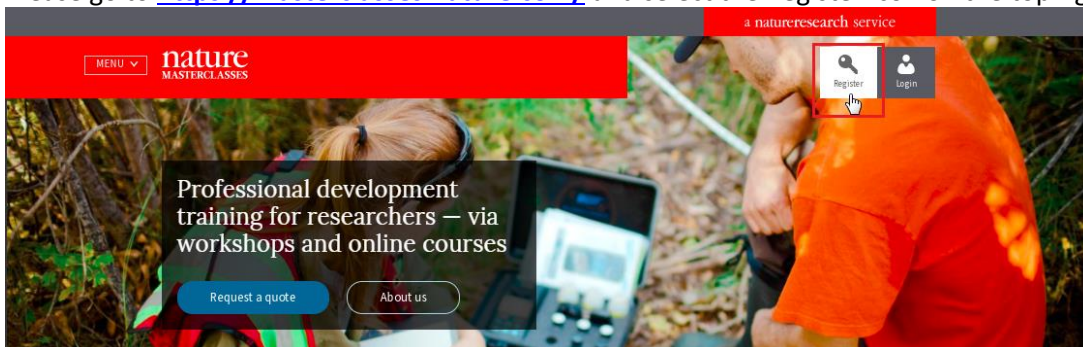
WELCOME TO NATURE MASTERCLASSES

Use this guide to set up your *Nature Masterclasses* account and start learning using the online course in Scientific Writing and Publishing. Please ensure you are **connected to your institution's internet or Wi-Fi** and are within the registered IP range. If you are off-campus, please make sure you are connected remotely. After registration, the website will remember your connection to your institution's internet for 6 months, enabling you to access the course with any internet connection for 6 months.

HOW TO ACCESS NATURE MASTERCLASSES

Step 1.

Please go to <https://masterclasses.nature.com/> and select the Register icon on the top right.



Step 2.

Enter your email, set a password, and select the Register button.

Registration

* denotes mandatory fields

* email address

* password

Already registered? [Login here](#)

By clicking 'register' below, I agree that Nature Masterclasses (Springer Nature Ltd) can use my information to communicate with me about the online training courses I undertake. Personal information will be processed in line with the Springer Nature Ltd privacy policy.

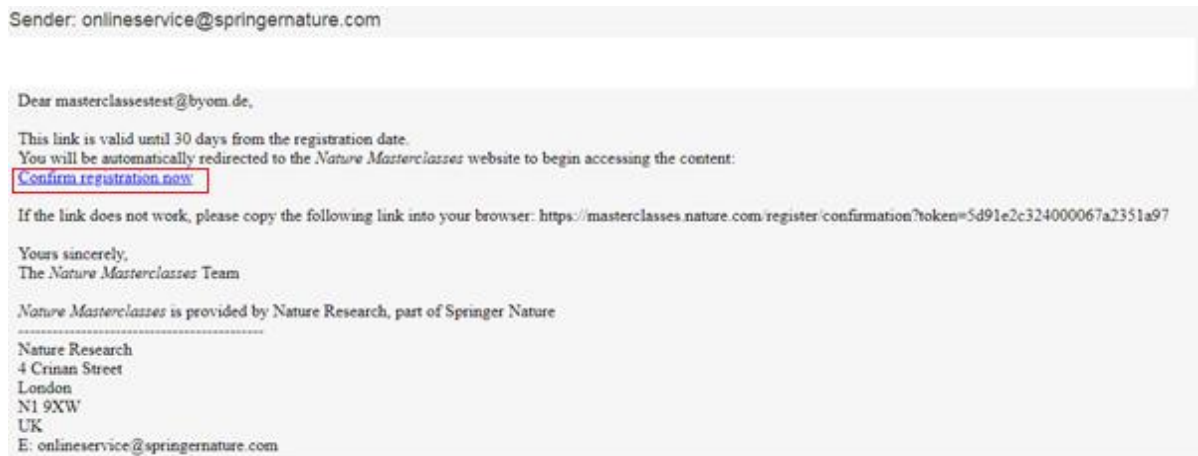
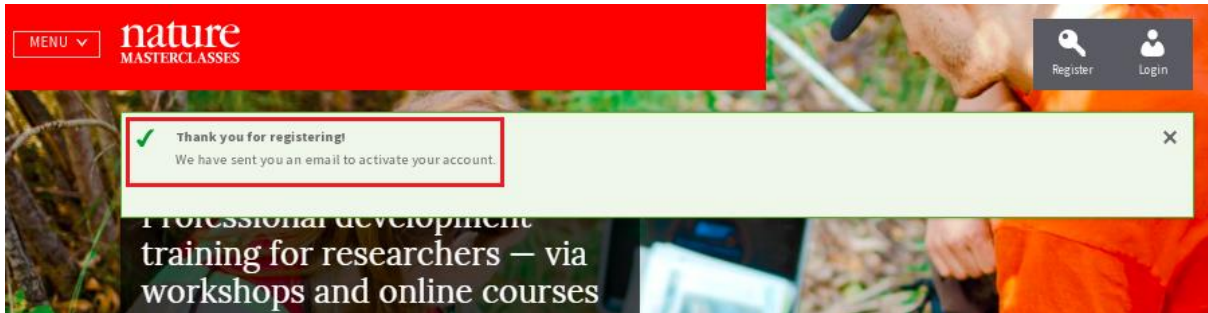
* Yes, I accept the privacy policy

[Privacy Policy](#) | [Terms and Conditions](#)

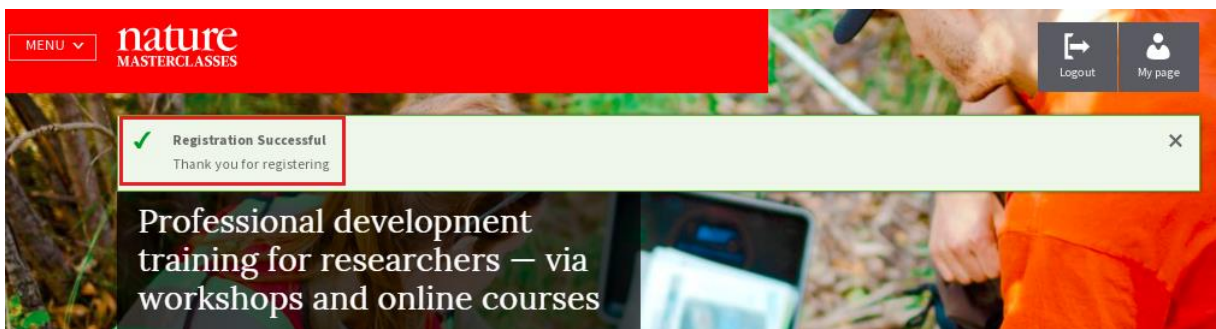
After clicking 'register', please check your inbox for an email to confirm your registration. The email sender is 'onlineservice@springernature.com'.

Step 3.

A message will prompt you to check your email inbox. You should have an email from Online Services. Please click on the confirmation link in the email.



Once you have clicked “Confirm registration now”, you will be re-directed to the *Nature Masterclasses* site.



Step 4.

You can now navigate to the course. Accessing the course can be done in two ways: either direct from the homepage, or by selecting the menu icon, and then, “scientific writing and publishing” option.

Online courses



[Scientific Writing and Publishing](#)

Learn how to publish a great research paper

Subscriptions available to institutions | Free sample available



Effective Collaboration in Research

Learn how to participate in and lead successful collaborations

Coming soon!



Focus on Peer Review

Learn the foundations of good peer review

Free-to-access

a natureresearch service

CLOSE ^ nature MASTERCLASSES

Logout My page

Online Courses

Training Events

About

Support

Scientific Writing and Publishing

Workshops

About us

Help

Focus on Peer Review

Webinars

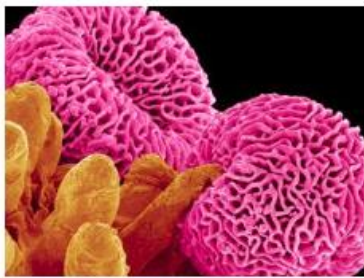
Our experts

Sales inquiry

Step 5.

Select the part of the course you would like to start with. How you move through the course is completely up to you. Some people prefer a logical procession and start from the top. Others prefer to dip in and out of modules.


Start using the three-part course



Part 1: Writing a Research Paper

Modules

- 1. What makes a great paper?
- 2. Elements of writing style
- 3. Titles and abstracts
- 4. From introduction to conclusion
- 5. Data management
- 6. Data presentation



Part 2: Publishing a Research Paper

Modules

- 1. Authorship and authors' responsibilities
- 2. Selecting a journal for publication
- 3. Submitting your paper
- 4. Understanding peer review
- 5. Journal decisions
- 6. The editorial process
- 7. Measuring impact
- 8. Plagiarism and other ethical issues



Part 3: Writing and Publishing a Review Paper






Module

- 1. Writing and publishing a review paper

Step 6.

Select the module of your choice, and click the blue arrow to start it.

The modules

- + [What makes a great paper?](#) | 0h50 | 7 lessons 
- + [Elements of writing style](#) | 0h25 | 6 lessons 
- + [Titles and abstracts](#) | 0h40 | 11 lessons 
- + [From introduction to conclusion](#) | 0h40 | 12 lessons 
- + [Data management](#) | 0h50 | 11 lessons 
- + [Data presentation](#) | 0h55 | 10 lessons 

Step 7.

As a final step of you logging in for the first time, you will be asked to complete your profile before proceeding to the course. The profile page will come up when you start your first module for the first time. This step only needs to be completed once. On further visits, when you click on a module, you'll be taken straight into the course.

FINAL STEP: Simply complete your profile
to gain instant access to the course

* denotes mandatory fields

* First name

* Last name

* Job Title

* Discipline

* Country

* Institution

Once you have submitted your profile information, you will be taken to the module you selected.

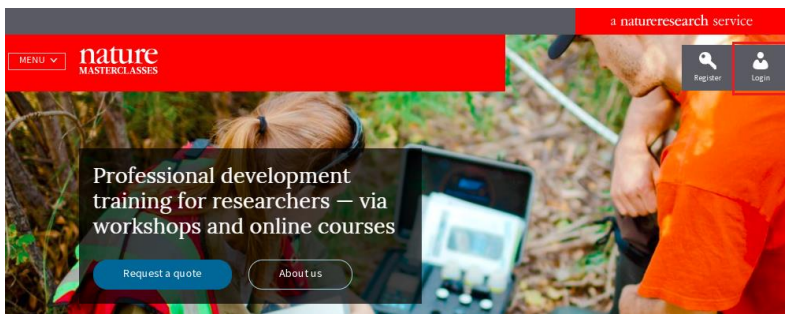
COURSE

Part 3: Writing and publishing a review paper

» Writing and publishing a review paper



On future visits to the *Nature Masterclasses* website, you won't need to register again. You'll simply be able to sign in with the email address and password you registered with.



Login

Email address

Password

[Forgot your password?](#)

Remember Me

[Login](#)